

# SEALING MACHINES



Vacuum · Gas-Flush · Skinpack

# ECO MACHINE LINE

---

The entry into professional tray sealing.  
Precise outline cutting guarantees attractive sealing results.  
Easy to change sealing frames offer maximum flexibility.



# BS 5 ECO

ECO SERIE















# BS 5 ECO

ECO MACHINE LINE

## TECHNICAL DATA

Max. foil width	420 mm
Max. tray height	150 mm
Working cycle	5 to 10 per minute*
Foil collection	manual
External dimensions	580 × 855 × 570 mm**
Weight	58 kg
Compressed air connection	6 bar
Electric connection	1 phase, 230 V, 50 Hz***
Power	1,25 kW

## TRAY OVERVIEW

				
Sealing plates	single use	double use	triple use	fourfold use
Max. with contour cut	380 × 275	175 × 275	112 × 275	80 × 275
Max. without contour cut	400 × 285	195 × 285	127 × 285	95 × 285
				
Sealing plates	double use	fourfold use	sixfold use	eightfold use
Max. with contour cut	380 × 130	175 × 130	112 × 130	×
Max. without contour cut	400 × 140	195 × 140	127 × 140	95 × 140
				
Sealing plates	single use	double use	triple use	sixfold use
Max. with contour cut	∅ 275	∅ 175	∅ 112	∅ 100
Max. without contour cut	∅ 285	∅ 200	∅ 127	∅ 125

Optional accessories see page 23

\* Depending on the set process parameters / operation | \*\* width × depth × height | \*\*\* Special voltages on request

# BS 10 ECO

ECO SERIE







# BS 10 ECO

ECO MACHINE LINE





## TECHNICAL DATA

Max. foil width	380 mm
Max. tray height	115 mm
Working cycle	5 to 10 per minute*
Foil collection	manual
External dimensions	516 × 970 × 790 mm**
Weight	74 kg
Compressed air connection	6 bar
Electric connection	1 phase, 230 V, 50 Hz***
Power	1,25 kW





## TRAY OVERVIEW

				
Sealing plates	single use	double use	triple use	fourfold use
Max. with contour cut	350 × 275	175 × 275 178 × 227	95 × 275	75 × 275
Max. without contour cut	365 × 280	180 × 280	115 × 280	85 × 280

				
Sealing plates	double use	fourfold use	sixfold use	eightfold use
Max. with contour cut	350 × 130	170 × 130	110 × 95	×
Max. without contour cut	365 × 140	180 × 140	115 × 140	×

				
Sealing plates	single use	double use	triple use	sixfold use
Max. with contour cut	∅ 270	∅ 170	∅ 95	∅ 95
Max. without contour cut	∅ 280	∅ 180	∅ 115	∅ 115

Optional accessories see page 23

\* Depending on the set process parameters / operation | \*\* width × depth × height | \*\*\* Special voltages on request

# BASIC MACHINE LINE

High-quality sealing machines for the production of attractive sales packaging. The use of modified atmosphere creates durability and optimizes logistic processes.



# BS 25 BASIC

BASIC SERIE









# BS 25 BASIC





BASIC MACHINE LINE





## TECHNICAL DATA

Max. foil width	380 mm
Max. tray height	115 mm
Working cycle	1,5 per minute*
Foil collection	manual
External dimensions	560 × 970 × 1450 mm**
Weight	180 kg
Vacuum pump	25 m <sup>3</sup> /h
Compressed air connection	6 bar
Gas connection	at least 3 bar / max. 5 bar / Ø 9 mm inside
Electric connection	1 phase, 230 V, 50 Hz***
Power	2,1 kW

## TRAY OVERVIEW

				
Sealing plates	single use	double use	triple use	fourfold use
Max. with contour cut	350 × 275	175 × 275 178 × 227	95 × 275	75 × 275
Max. without contour cut	365 × 280	180 × 280	115 × 280	85 × 280

				
Sealing plates	double use	fourfold use	sixfold use	eightfold use
Max. with contour cut	350 × 130	170 × 130	110 × 95	×
Max. without contour cut	365 × 140	180 × 140	115 × 140	×

				
Sealing plates	single use	double use	triple use	sixfold use
Max. with contour cut	Ø 270	Ø 170	Ø 95	Ø 95
Max. without contour cut	Ø 280	Ø 180	Ø 115	Ø 115

Optional accessories see page 23

\* Depending on the set process parameters / operation | \*\* width × depth × height | \*\*\* Special voltages on request

# BS 40 MAXI BASIC

BASIC SERIE















# BS 40 MAXI BASIC

BASIC MACHINE LINE

## TECHNICAL DATA

Max. foil width	470 mm
Max. tray height	115 mm
Working cycle	up to 2 per minute*
Foil collection	manual
External dimensions	645 x 990 x 1450 mm**
Weight	205 kg
Vacuum pump	40 m <sup>3</sup> /h
Compressed air connection	6 bar
Gas connection	at least 3 bar / max. 5 bar / Ø 9 mm inside
Electric connection	3 phases, 230 / 400 V, 50 Hz***
Power	2,7 kW

## TRAY OVERVIEW

				
Sealing plates	single use	double use	triple use	fourfold use
Max. with contour cut	400 x 280	185 x 280 185 x 285	130 x 280 130 x 385	87 x 280
				
Sealing plates	double use	fourfold use	sixfold use	eightfold use
Max. with contour cut	400 x 137	187 x 137	100 x 137	×
				
Sealing plates	single use	double use	triple use	sixfold use
Max. with contour cut	ø 280	ø 185	ø 130	ø 110

Optional accessories see page 23

\* Depending on the set process parameters / operation | \*\* width x depth x height | \*\*\* Special voltages on request

# PRO MACHINE LINE


---

Maximum equipment variants guarantee high quality packaging results. Generously sized sealing surfaces increase the capacity and create a maximum of efficiency.



# BS 25 PRO

PRO SERIE















# BS 25 PRO

PRO MACHINE LINE

## TECHNICAL DATA

Max. foil width	410 mm
Max. tray height	115 mm*
Working cycle	up to 2 per minute**
Foil collection	automatic
External dimensions	640 × 1140 × 1500 mm***
Weight	205 kg
Vacuum pump	40 m <sup>3</sup> /h
Compressed air connection	6 bar
Gas connection	at least 3 bar / max. 5 bar / Ø 9 mm inside
Skin function	optional
Electric connection	3 phases, 230 / 400 V, 50 Hz****
Power	2,3 kW

## TRAY OVERVIEW

				
Sealing plates	single use	double use	triple use	fourfold use
Max. with contour cut	350 × 275	175 × 275 178 × 227	95 × 275	75 × 275
Max. with skin function	325 × 265	155 × 265	×	×
Max. with high skin function	300 × 245	145 × 245	×	×
				
Sealing plates	double use	fourfold use	sixfold use	eightfold use
Max. with contour cut	350 × 130	170 × 130	110 × 95	×
Max. with skin function	×	×	×	×
				
Sealing plates	single use	double use	triple use	sixfold use
Max. with contour cut	Ø 270	Ø 170	Ø 95	Ø 95
Max. with skin function	×	×	×	×

Optional accessories see page 23

\* For machines with „lifting system for trays“ max. tray height 110mm |\*\* Depending on the set process parameters / operation |

\*\*\* width × depth × height | \*\*\*\* Special voltages on request

# BS 40 MAXI PRO

PRO SERIE




# BS 40 MAXI PRO

PRO MACHINE LINE


## TECHNICAL DATA

Max. foil width	470 mm
Max. tray height	115 mm*
Working cycle	up to 2 per minute**
Foil collection	automatic
External dimensions	790 x 1140 x 1500 mm***
Weight	250 kg
Vacuum pump	40 m <sup>3</sup> /h
Compressed air connection	6 bar
Gas connection	at least 3 bar / max. 5 bar / Ø 9 mm inside
Skin function	optional
Electric connection	3 phases, 230 / 400 V, 50 Hz****
Power	3 kW


## TRAY OVERVIEW

				
Sealing plates	single use	double use	triple use	fourfold use
Max. with contour cut	400 x 285	280 x 190	130 x 280	285 x 87
Max. with skin function	380 x 270	175 x 275	×	×
Max. with high skin function	360 x 260	180 x 260	×	×

				
Sealing plates	double use	fourfold use	sixfold use	eightfold use
Max. with contour cut	400 x 137	187 x 137	100 x 100	×
Max. with skin function	×	187 x 137	×	×

				
Sealing plates	single use	double use	triple use	sixfold use
Max. with contour cut	ø 280	ø 185	ø 130	ø 110
Max. with skin function	×	×	×	×

Optional accessories see page 23

\* For machines with „lifting system for trays“ max. tray height 110mm | \*\* width x depth x height | \*\*\* Special voltages on request



# FULLY AUTOMATIC LINE

A maximum of equipment options guarantee a wide range of machine configurations. Automatic tray feed increases productivity and photocells for print mark recognition enable professional packaging design.



# BS 47

VOLLAUTOMATISCHE SERIE






# BS 47

FULLY AUTOMATIC LINE




## TECHNICAL DATA

Max. foil width	470 mm
Max. tray height	on request
Working cycle*	4 - 5 per minute with vacuum 8 - 10 per minute without vacuum
Foil collection	automatic
External dimensions	2,50 × 0,99 × 1,66 m**
Weight	550 kg
Vacuum pump	100 m <sup>3</sup> /h
Compressed air connection	6 bar
Gas connection	at least 3 bar / max. 5 bar / Ø 9 mm inside
Skin function	optional
Electric connection	3 phases, 230 / 400 V, 50 Hz***
Power	3,9 kW

## TRAY OVERVIEW

			
Sealing plates	single use	double use	triple use
Max. with contour cut	400 × 275	190 × 275	125 × 275
Max. with skin function	380 × 270	180 × 270	×
Max. with high skin function.	380 × 270	180 × 270	×

			
Sealing plates	single use	double use	triple use
Max. with contour cut	Ø 275	Ø 190	Ø 125
Max. with skin function	on request	on request	on request

Optional accessories see page 23

\* Depending on the set process parameters | \*\* width × depth × height | \*\*\* Special voltages on request

# BS 52

VOLLAUTOMATISCHE SERIE






# BS 52




FULLY AUTOMATIC LINE

## TECHNICAL DATA

Max. foil width	470 mm
Max. tray height	on request
Working cycle*	8-10 per minute
Foil collection	automatic
External dimensions	2,50 × 0,99 × 1,66 m**
Weight	410 kg
Compressed air connection	6 bar
Electric connection	3 phases, 230 / 400 V, 50 Hz***
Power	1,7 kW

## TRAY OVERVIEW

			
Sealing plates	single use	double use	triple use
Max. with contour cut	400 × 275	190 × 275	125 × 275
Max. with contour cut****	400 × 285	190 × 280	130 × 280

			
Sealing plates	single use	double use	triple use
Max. with contour cut	∅ 275	∅ 190	∅ 125
Max. with contour cut****	∅ 280	∅ 190	∅ 130

Optional accessories see page 23

\* Depending on the set process parameters | \*\* width × depth × height | \*\*\* Special voltages on request |

\*\*\*\* For these dimensions, quick-change of cutting frame not possible

# YOUR ADVANTAGES

EVERYTHING FROM A SINGLE SOURCE



## Operation

Our machines have programmable sensor controls with memory locations. Important process parameters (temperature, vacuum value, gas and sealing time) can be stored product-specifically. The clearly-arranged display guarantees easy operation.



## Consultation

Flexible production processes and an intensive contact with our customers are the basis for a wide variety of packaging solutions. We pay attention to the perfect interaction of machine, sealing foil and sealing trays.



## Sealing frame

We have a large selection of different sealing frames. These consist of the sealing frame and an associated sealing plate with contour cut. Tools can be exchanged quickly and easily. We also offer individual frames on request.



## BUSCH vacuum pump

Our BS sealing machines are equipped with powerful vacuum pumps made by BUSCH. They achieve a vacuum value of 99.6%. By reducing the oxygen content, the growth of bacteria and germs is significantly slowed.



## Service

A logical structure and the use of splash-proof elements ensure quick and easy cleaning. Thanks to the good accessibility of important components, maintenance costs and long downtimes are reduced.



## Skin packaging

Present your products vertically, either hanging in carrier racks or standing in vending machines. Skin packaging makes your product an attractive eyecatcher thanks to the contour and texture of the tight-fitting foil.

# EQUIPMENT & ACCESSORIES

AT A GLANCE

	BS 5 ECO	BS 10 ECO	BS 25 Basic	BS 40 Maxi Basic	BS 25 Pro	BS 40 Maxi Pro	BS 47	BS 52
Stainless steel housing	✓	✓	✓	✓	✓	✓	✓	✓
Sensor control	Eco	Eco	Sensor Basic	Sensor Basic	Sensor Pro	Sensor Pro	Siemens PLC	Siemens PLC
Manual drawer system	✓	✓	✓	✓	✓	✓	✗	✗
Automatic drawer system	✗	✗	✗	✗	optional	optional	✗	✗
Deep chamber design (useful height)	optional (270 mm)	optional (145 mm)	optional (135/155mm)	optional (140 mm)	optional (135/155 mm)	optional (140 mm)	✗	✗
Vacuum pump	✗	✗	25 or 40 m³/h	40 or 63 m³/h	40 or 63 m³/h	40 or 63 m³/h	100 m³/h	✗
Foil collection	manual	manual	manual	manual	automatic	automatic	automatic	automatic
Mobile machine support	optional	optional	✓	✓	✓	✓	✗	✗
Lifting system for trays	✗	✗	✗	✗	optional	optional	✗	✗
Sound-absorbed compressor	optional	optional	optional	✗	optional	✗	✗	✗
Skin function	✗	✗	✗	✗	optional	optional	optional	✗
High skin function	✗	✗	✗	✗	optional	optional	optional	✗
Machine in oxygen version (O <sub>2</sub> -valve)	✗	✗	optional	optional	optional	optional	✓	✗
Sealing tool compatibility	✗	BS 25 Basic / BS 25 Pro	BS 10 Eco / BS 25 Pro	BS 40 Maxi Pro	BS 10 Eco / BS 25 Basic	BS 40 Maxi Basic	✗	

**These minimum features of the compressed air generator have to be fulfilled:**

**BS 5 ECO, BS 10 ECO, BS 25 BASIC, BS 25 PRO** Incoming pressure 6 bar · Generation capacity 50 liter/at least · 5 liter storage air tank

**BS 40 MAXI BASIC, BS 40 MAXI PRO** Incoming pressure 6 bar · Generation capacity 90 liter/at least · 15 liter storage air tank

**BS 47, BS 52** Incoming pressure 6 bar · Generation capacity 320 liter/at least · 200 liter storage air tank

Please use clean and dry air only.



BS Verpackung GmbH & Co.KG · Zum Wingert 5 · 61352 Bad Homburg  
Tel. +49 6172 489870 · Fax +49 6172 44139 · info@bs-verpackung.de · www.bs-verpackung.de